



Geek Out with STEM Podcasting

Geekness is a mark of passion and creativity. Every July, Embrace Your Geekness Day celebrates all of us who find joy and excitement in the fantastic. No matter how small your niche may be, you're likely to find a fandom that shares your same enthusiasm for the subject. Discover podcasting to find both your unique voice and your avid audience.



HANDS-ON STEM EDUCATION

For over 30 years, PCS Edventures has inspired students to develop a passion for Science, Technology, Engineering and Mathematics (STEM), focusing our efforts on making learning and discovery a fun and interactive process for grades K-12.

- Classroom
- After-School
- Home Learning

Background Information


Building Connections Through Podcasting

Podcasting is a powerful tool. Just one person sitting behind a microphone and sharing their story can connect millions across the globe. As podcasts continue to grow in popularity, you'll likely find a show that discusses even the most niche topics. Finding a community of like-minded listeners can be both exhilarating and comforting — *There are others out there who share the same interests as me?!*

Creating a podcast all your own is easier than you think! First, think of a passion you would love to share with others. Maybe you're an avid comic book reader, an artistic scrapbooker, or perhaps a baseball card collector. No matter your interest, there's a story waiting to be told. Writing for a podcast often follows the same structure as any other form of storytelling. It includes a compelling beginning, middle, and end with a mix of details and emotions throughout. While some podcasters choose to read a fully-planned script word-for-word, others follow a less restrictive outline, allowing their thoughts to flow more naturally. With practice, this form of storytelling can really captivate audiences and keep them coming back for more.






Quick Tips for Sharing Your Story

It's important to hook your listeners right from the start. You want audiences to be excited about the story they're about to hear and an introduction that piques their interest can do just that! Give one of these hooks a try as you set the scene for the story:



Looking For Some Inspiration?

Check out these kid-approved podcast episodes that tackle topics worth geeking out about! Find these podcasts and more featured in *Discover Podcasting Lab*.

-  Invisibility v. Flying - Smash Boom Best
 - <https://open.spotify.com/episode/03DLt2tjAiyEw0y9CT0cUG>
-  Pikachu v. Mario - Smash Boom Best
 - <https://open.spotify.com/episode/1X2fqwIMLIFKuJEx7oDND>
-  Legos vs. Minecraft - Smash Boom Best
 - <https://open.spotify.com/episode/0ZHFSNzrAClnSx1yjn0w7b>
-  Episode 21: Unicorns - Unspookable
 - <https://open.spotify.com/episode/5HxoEYJQF7RrMvBI9MGLSt>
-  Do We Live in a Multiverse? A look at fascinating fungus - Brains On!
 - <https://open.spotify.com/episode/4xkamdgjeowXh8ySMZob6d>



Materials:

- Printable Your Story In Pictures template (one per student)
- Pencils and colored writing utensils

For Recording (free 90-day Soundtrap trial optional):

- A device with a microphone
- Headphones (optional)

DIRECTIONS:

- 1** Using the printable Your Story In Pictures template, tell your story using illustrations
 - a. Respond to each of the three prompts with drawings. This will help you tell your story without reading a script word-for-word.
 - b. Use the notes section to jot down keywords or ideas you want to share with your audience. You might also use this section to brainstorm some ideas.
- 2** Practice telling your story
 - a. Before recording, use your planning sheet as you practice telling your story aloud to a partner/group.

b. Give and receive constructive feedback:

- What's something they did well?
- What suggestions can be made for an improved storytelling experience?

3 Record your podcast!

- Record your podcast however you choose OR **create a FREE 90-day trial account on Soundtrap for up to 500 learners!** Contact us for instructions.
- Find a good spot to record in and practice recording. Refer to your completed Your Story In Pictures template throughout.

4 Share your podcast!

- Share your recordings within small groups.
- If you have enough time, learners can volunteer to tell their stories live for the whole group!

Discussion Questions:



- What makes a story “compelling” or makes us want to listen?
- How did planning with drawings, as opposed to writing a script, affect how you told your story?
- Did the way you told your story change as you continued to practice telling it? If so, in what ways did it evolve?
- After sharing your story, what did you do well?

Extensions:

ELA: Write a compelling episode description for your podcast. This is a short introduction paragraph that audiences can read before they decide to tune into an episode. Include what your podcast is about and what listeners can expect. Try to hook your audience creatively!

- Before getting started, check out the episode descriptions like those found in the example podcasts provided on page 3.

Art: Design a name and logo for your podcast. Your podcast may be one of many in your fandom. Consider how your unique design will catch audiences’ attention.

References:

Embrace your Geekness Day – July 13. National Today. (2022, May 19). Retrieved June 27, 2022, from <https://nationaltoday.com/embrace-your-geekness-day/#:~:text=From%20Dungeons%20and%20Dragons%20to,July%2013%20is%20for%20you>

Your Story In Pictures

A Story Prompt to Get You Started: Tell a story about how you first discovered your passion. Did someone introduce you to it or did you learn about it all on your own? Why is it important to you?

Tell your fandom origin story in 3 easy answers with 3 pictures that represent the information.

The World As It Was: Set the scene for the story and hook your audience. Make listeners care about you. What were you doing before it all began?

NOTES:

.....

.....

.....

.....

And Then One Day The Stakes Were Raised: Who or what sparked your interest in this new passion? How did you react? Did you change? How were you feeling?

NOTES:

.....

.....

.....

.....

The World As It Is Now: What did it all mean to you in the end? What have you learned about others, yourself, or life in general? What effect has your new passion had on your life?

NOTES:

.....

.....

.....

.....

Featured Product



This STEAM activity is inspired by the activities found in
PCS Edventures' *Discover Podcasting*.



For more information, visit: <https://edventures.com/collections>
or contact a STEM Program Specialist at (800) 429-3110

PCS edventures!TM
Experts in Hands-On **STEM** Education

